

Ref. No.: IU/IQAC/Circular/2025/11

Date: 31 Dec 2025

CIRCULAR

Subject: Graduate Employment Survey Report 2025

Director

Centre for Career Guidance & development (CCG&D)

In the reference of Notice dated 15 Sep 2025 regarding Graduate Employment Survey 2025, the Internal Quality Assurance Cell (IQAC) has compiled the Employment Survey Report 2025 for Integral University, which provides valuable insights into the employability status of our graduates of session 2024-25.

You are requested to review the report and share it with relevant stakeholders for further insights and necessary action. The findings of this report will contribute significantly to strategic planning for enhancing student placements and career opportunities.

Regards



(Prof. Syed Misbahul Hasan)

Director, IQAC

CC

- Vice Chancellor
- Registrar



**INTEGRAL
UNIVERSITY**
— LUCKNOW - INDIA —

A⁺ ACCREDITED
BY NAAC



Graduate Employment Survey Report 2025

Session:2024-25

Integral University Graduate Employment Survey Report 2025

Introduction

The Integral University Graduate Employment Survey was conducted among its graduates of session 2024-25 to assess their career outcomes, job readiness and the effectiveness of its academic programs. The survey aims to collect data on employment status, industry sectors, salary levels, and overall satisfaction with career support services being provided by the universities' Center for Career Guidance and Development.

Objectives

- Determine employment rate
- Assess relevance of jobs to field of study
- Study the Salary trends in accordance with the industry norms
- Evaluate graduate satisfaction

Methodology

This report summarizes the findings from the survey responses.

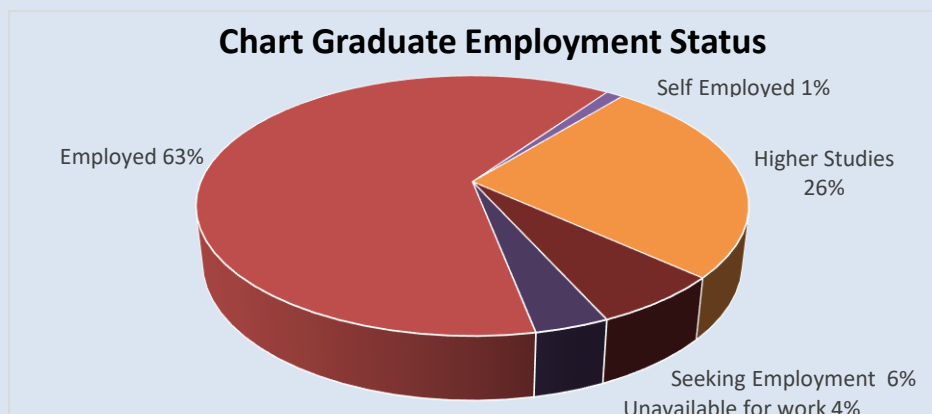
The survey was conducted using an online form circulated through email and social groups of alumni.

<i>Target Respondents</i>	: Graduates of Session 2024-25
<i>Survey launch date</i>	:10 Oct 2025
<i>Report Date</i>	:31 Dec 2025
<i>Survey Response Rate</i>	:65.4%

Employment Status

Of the respondents, the following distribution of employment status was observed:

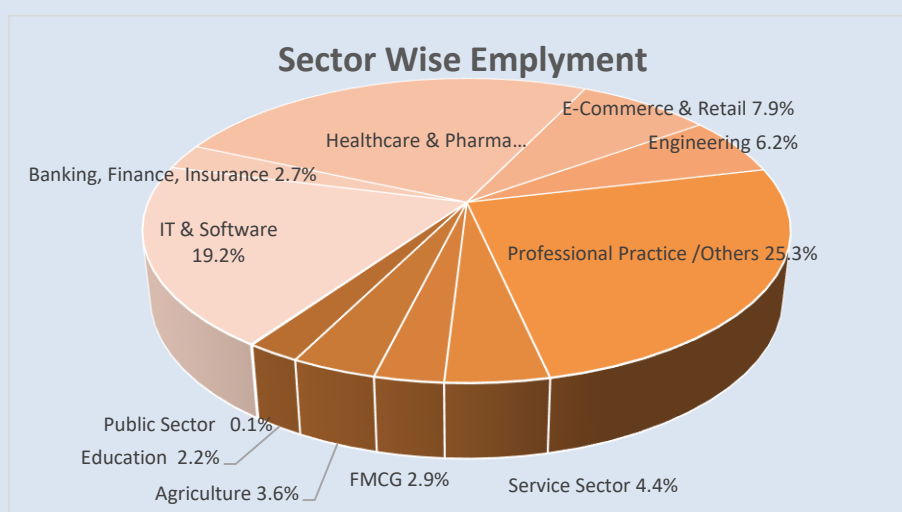
	Total Graduates	Response	Employed	Seeking Employment	Self Employed	Higher Studies	Unavailable for work
UG	2544	1630	945	98	18	528	41
PG	1053	736	539	57	10	84	46
Total	3597	2366	1484	155	28	612	87



Overall, the employment outcomes demonstrate strong market alignment and positive graduate performance

Industry wise Employment

Employment Industry Wise	Response	%
IT & Software	291	19.25%
Engineering	94	6.22%
Education	34	2.25%
Public Sector	1	0.07%
Professional Practice / Others	382	25.26%
Healthcare & Pharma	385	25.46%
E-Commerce & Retail	120	7.94%
FMCG	44	2.91%
Banking, Finance, Insurance	41	2.71%
Service Sector	66	4.37%
Agriculture	54	3.57%



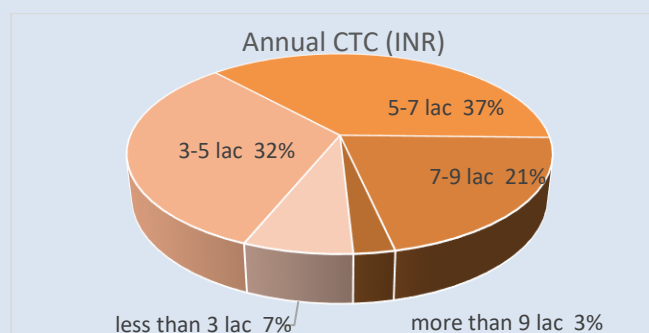
Within 6 months of Graduation, a significant percentage of graduates (63%) has secured full-time employment while 26% graduates have joined for further education, reflecting the university's strong focus and effort on preparing students for the workforce. Further 8.20 % of graduates are focusing on competitions of government jobs and only 07% of unemployed graduates are seeking employment.

Salary Trends

The starting salary distribution of employed graduates is as follows:

Annual Salary	Response of Employed	Percentage
less than 300000	106	7
300000-500000	484	32
500000-700000	562	37
700000-900000	320	21
more than 900000	40	3

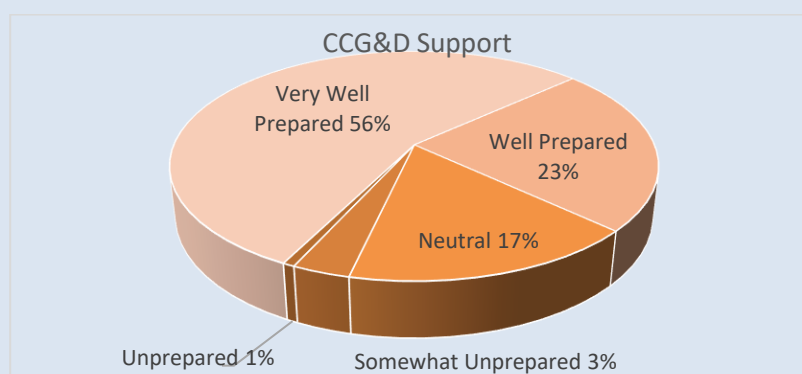
Approx. 37% of graduates reported earning an annual gross salary (CTC) between ₹5,00,000- ₹9,00,000, This indicates that many graduates are securing positions with competitive compensation packages.



Career Preparedness during Program & Support from Centre for Career Guidance & Development

Graduates were asked how well their university education prepared them for their current roles and about their satisfaction with career services:

Level of preparedness	Number of responses	Percentage
Very Well Prepared	1320	55.8%
Well Prepared	559	23.6%
Neutral	394	16.7%
Somewhat Unprepared	77	3.3%
Unprepared	16	0.7%



A majority of respondents (80%) felt very well-prepared or well prepared for their careers, though a significant portion (20%) indicated that while they were somewhat prepared, they believed there was room for improvement.

Time Taken to Secure First Job

Time Frame	Percentage
Before Graduation	33%
Within 2 Months	41%
2-4 Months	26%

Key Findings

- Strong overall employment rate (including self-employed) 64%.
- Majority secured jobs within 3 months.
- High alignment between job roles and field of study. The university education made them Very Well Prepared (56%)

- Private sector remains primary employer.
- There is a growing trend in interest among Undergraduate students in pursuing postgraduate education.

Suggestions and Recommendations

- More internship opportunities and strengthen internship partnerships with corporate firms
- Industry guest lectures
- Introducing Business Analytics Certification programs
- Expand career counseling services.
- Organize annual career fairs.
- Enhance alumni networking programs

Conclusion

The 2025 graduates of Integral University demonstrate strong employability and positive career progression within six months of graduation. The findings indicate effective curriculum alignment with market needs, while highlighting opportunities for enhanced practical training and digital skill development.

The University remains committed to continuous quality improvement and industry engagement.

Integral University Employment Survey Questionnaire Form

Please spare some time to complete this employment survey 2024. Your responses will help Integral University understand the career outcomes of its graduates and improve its programs and services. All responses will be kept confidential and used for statistical purposes only.

Personal Information:

Full Name (Optional):

Email Address (Optional):

Graduation Year:

Degree Program:

Employment Status:

Employed Full Time Self-employed/Freelancer/Employed in family Business

Unemployed and actively seeking employment Unemployed but preparing for Government jobs

Pursuing further education

Not seeking Job/ Other

If employed, please mention

Job title/position

Company/ Business name

Annual Gross Salary (CTC)

Your job offer obtained

through university CCG&D cell through alumni networking forums of university

through a job fair through personal connections/networking

found the job independently

Career Preparation and Support:

How well do you feel your university education prepared you for your current job?

Very well prepared well prepared Satisfactorily Prepared

Somewhat Prepared Not prepared

How satisfied were you with the career support provided by the university?

Very satisfied Satisfied Neutral

Unsatisfied Very unsatisfied

Further Education (If Applicable):

Are you pursuing any further education (e.g., Master's degree, Doctorate, certifications etc.)?

If yes Please mention the

name of program

institution


What factors influenced your decision to pursue further education?

- Career advancement
- Personal interest
- Other (Please specify):

Additional Feedback: Please provide any suggestion for in Career preparation/ CCD&D Services?

Thank you for your valuable insights! Your responses will contribute to helping Integral University better prepare future graduates.

Please remain in touch with CCG&D / Alumni cell and update/ upload relevant document to Carrier tracking portal of university



INTEGRAL UNIVERSITY

Kursi Road, Lucknow-226026 (U.P.) INDIA

☎ : +91 6390011283, 6390011284, 6390011285

www.iul.ac.in